



Gabinete de Planeamento, Estratégia,
Avaliação e Relações Internacionais
MINISTÉRIO DAS FINANÇAS

•
Office for Economic Policy
and International Affairs
MINISTRY OF FINANCE

A close-up photograph of several stacks of coins on a dark surface. The coins are in sharp focus in the foreground, while the background is blurred. The lighting is warm and golden, creating a bokeh effect with the coins.

INTEREST RATES REPORT

FEBRUARY ● **2024**

Specifications / Technical Informations / Technical File / Technical Credits

Title

Interest Rates Report

Elaborated with the information available until:

5 March 2024

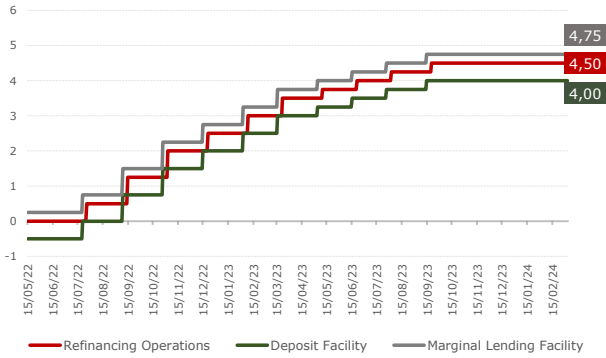
Edition

Policy and Public Finance Department
Office for Economic Policy and International Affairs
Ministry of Finance
Rua da Alfândega, 5A
1100-016 Lisboa,
PORTUGAL
Telephone: +351 218 823 396
Fax: +351 218 823 399
[E-Mail: mf_dados@gpeari.gov.pt](mailto:mf_dados@gpeari.gov.pt)
www.gpeari.gov.pt

Interest Rates

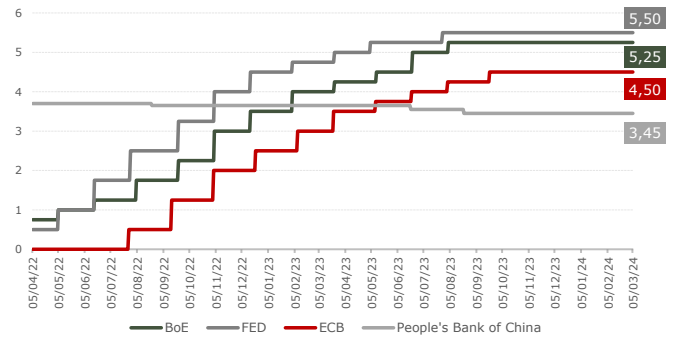
Rates of Reference

Key ECB interest rates (%)



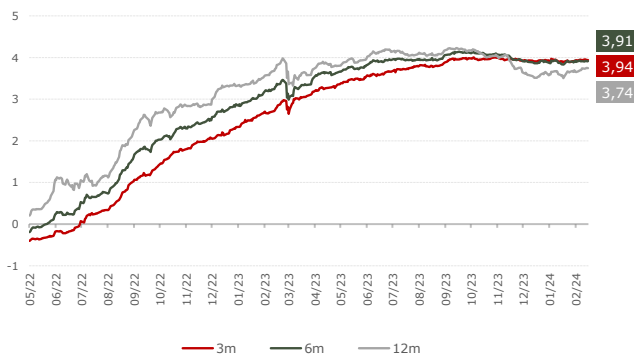
Source: ECB.

Key interest rate of the main central banks (%)



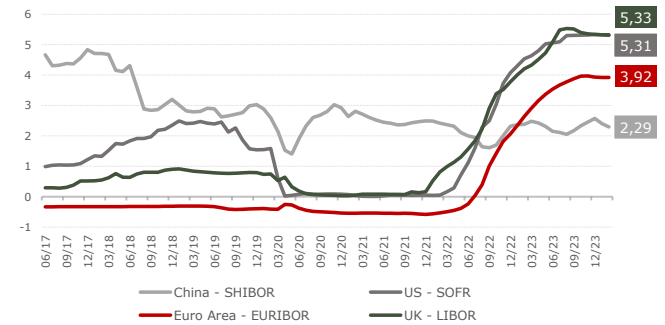
Sources: BoE, FED, BCE and PBoC.

Euribor (%)



Source: Bloomberg.

Short term interest rate (%)

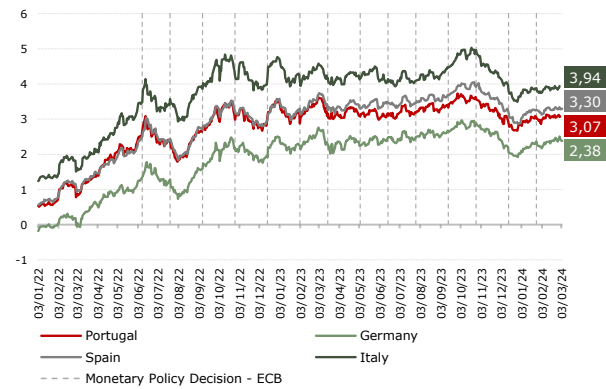


Note: 3 months. Average monthly values.

Sources: BoE, FED, BCE and PBoC.

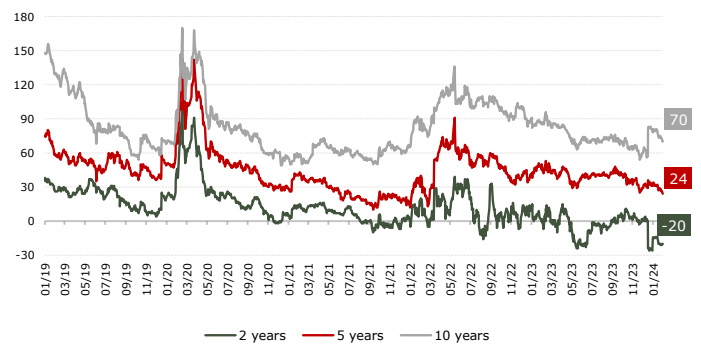
Public Administration

Yields of public debt (10 years, %)



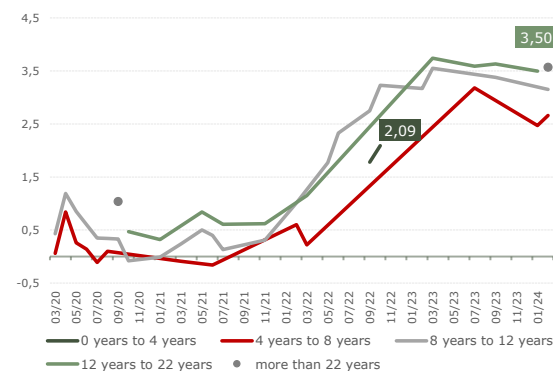
Source: Bloomberg.

Spread of Portuguese PGB vs. Germany (b.p.)



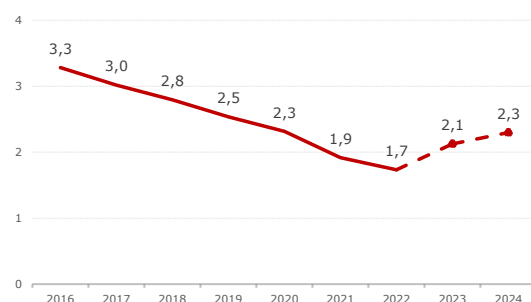
Source: Bloomberg.

Portuguese government bond issues (average yield)



Source: IGCP.

Implicit interest rate on Public Debt (%)



Sources: INE (2014-22) and State Budget 2024 (2023-24).

Interest Rates											
Private Sector											
Interest rate	2020	2021	2022	2023	aug/23	sep/23	oct/23	nov/23	dec/23	jan/24	
On loans to private individuals for housing (%)											
Overall	0,80	0,83	3,24	4,12	4,24	4,27	4,25	4,23	4,12	4,03	
New operations	1,00	0,83	2,32	4,74	4,38	4,52	4,63	4,70	4,74	4,75	
On loans to non-financial corporations (%)											
Overall	2,08	2,06	3,32	5,65	5,33	5,47	5,57	5,65	5,65	5,68	
New operations	1,99	2,00	4,54	5,76	5,91	5,80	5,89	5,94	5,76	5,67	
New deposits of private individuals(%)	0,07	0,04	0,35	3,08	1,92	2,29	2,93	2,98	3,08	2,90	
New deposits of non-financial corporations (%)	0,03	0,06	0,97	3,46	2,94	3,08	3,31	3,40	3,46	3,42	

Note: Values in the end of the period.
Source: BdP.